


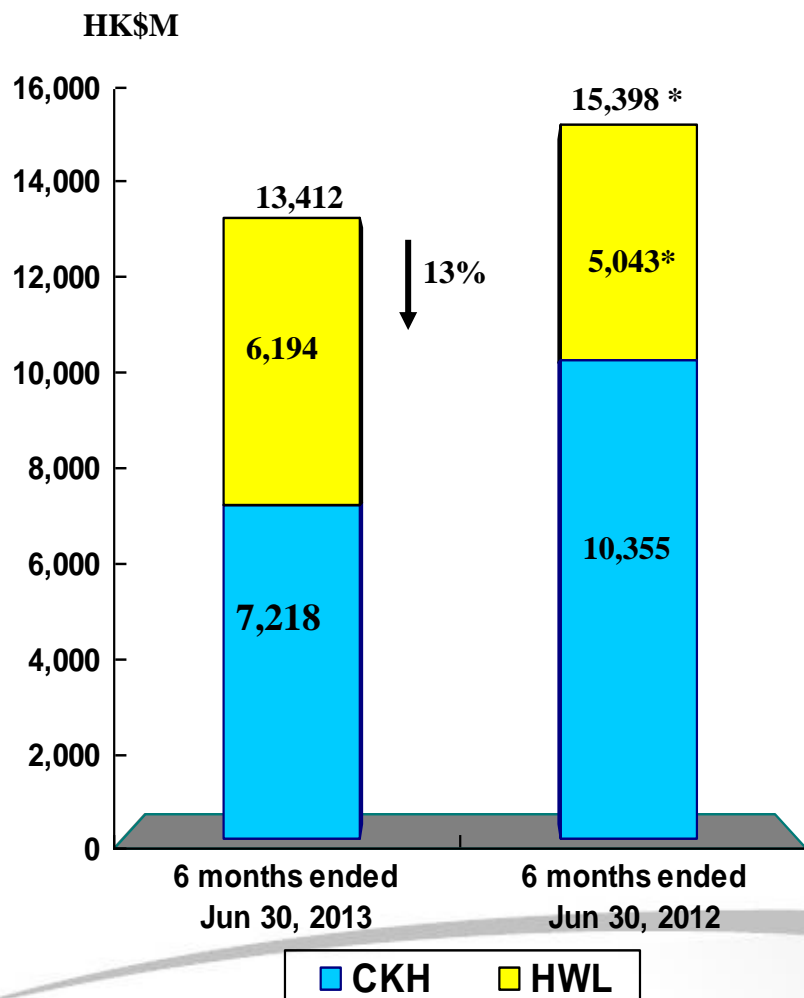
2013 Interim Result Presentation

August 1, 2013

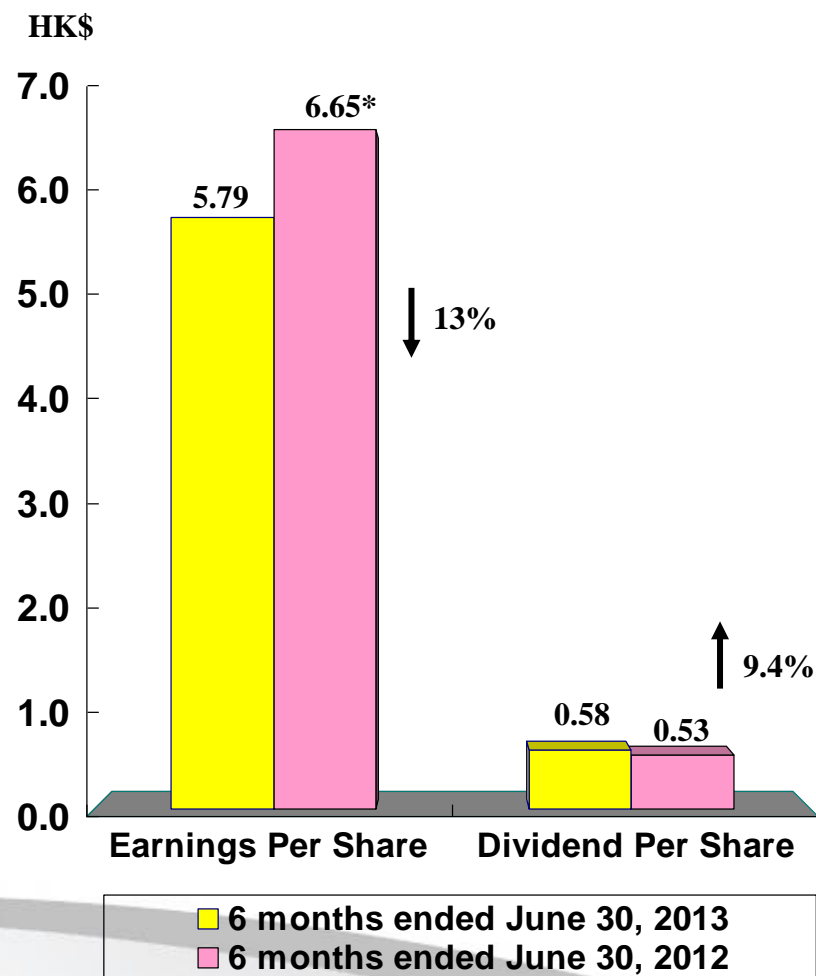


2013 Interim Results

Profit Attributable to Shareholders



Earnings & Dividend Per Share



* Restated as a result of prior year adjustments

Liquidity and Financing Information

Gearing Ratios (as at Jun 30, 2013)

Group Consolidated Debt	HK\$45.8 billion
Net Total Capital	HK\$368.4 billion
Cash	HK\$25 billion
Net Debt to Net Total Capital	5.6%

- **Average borrowing cost was 1.7%**
- **HK\$6.5B unutilized committed bank facilities available**

2013 Interim Results - Profit Contribution by Operating Activities

	<u>2013</u>	<u>2012</u>	Change
	Jan - Jun	Jan - Jun	
	HK\$M	HK\$M	%
Property Sales	3,831	6,040	- 37 %
Property Rental	1,063	982	+ 8 %
Hotels and Serviced Suites	619	593	+ 4 %
Property and Project Management	87	85	+ 2 %
	<hr/> 5,600	7,700	- 27 %
Infrastructure Business	697	538	
Investment and Finance	1,351	596	
Interest and Other Finance Costs	(134)	(176)	
Increase in Fair Value of Investment Properties			
Subsidiaries	1,773	2,348	
Jointly Controlled Entities	43	437	
Surplus on Loss of Control of Interest in Subsidiaries	-	1,077	
Others	30	77	
Taxation			
Company and Subsidiaries	(561)	(786)	
Jointly Ventures	(1,269)	(1,352)	
Profit Attributable to Non-Controlling Interests & Holders of Perpetual Securities	(375)	(157)	
	<hr/> 7,155	10,302	- 31 %
Share of Net Profit of Listed Associates			
Hutchison Whampoa Limited	6,194	5,043	+ 23 %
CK Life Sciences Int'l., (Holdings) Inc.	63	53	
Profit Attributable to Shareholders of the Company	<hr/> 13,412	15,398	- 13 %

Liquidity and Financing Information

Loan Maturity (Jun 30, 2013)

Group	Bank and Other Loan Borrowings					Perpetual Securities
	Bank Loan	Retail Bond	Other Note	Other Loan	Total	
Maturity	HK\$M	HK\$M	HK\$M	HK\$M	HK\$M	HK\$M
Due within 2013	2,000	-	-	300	2,300	
Due within 2014	4,439	-	-	-	4,439	
Due within 2015	14,840	500	5,254	250	20,844	
Due within 2016	4,800	150	1,808	60	6,818	
Due within 2017	5,950	-	-	-	5,950	
Beyond 2017	1,000	500	3,958	-	5,458	8,876
Total	33,029	1,150	11,020	610	45,809	8,876

Corporate Guarantees Provided (Jun 30, 2013)

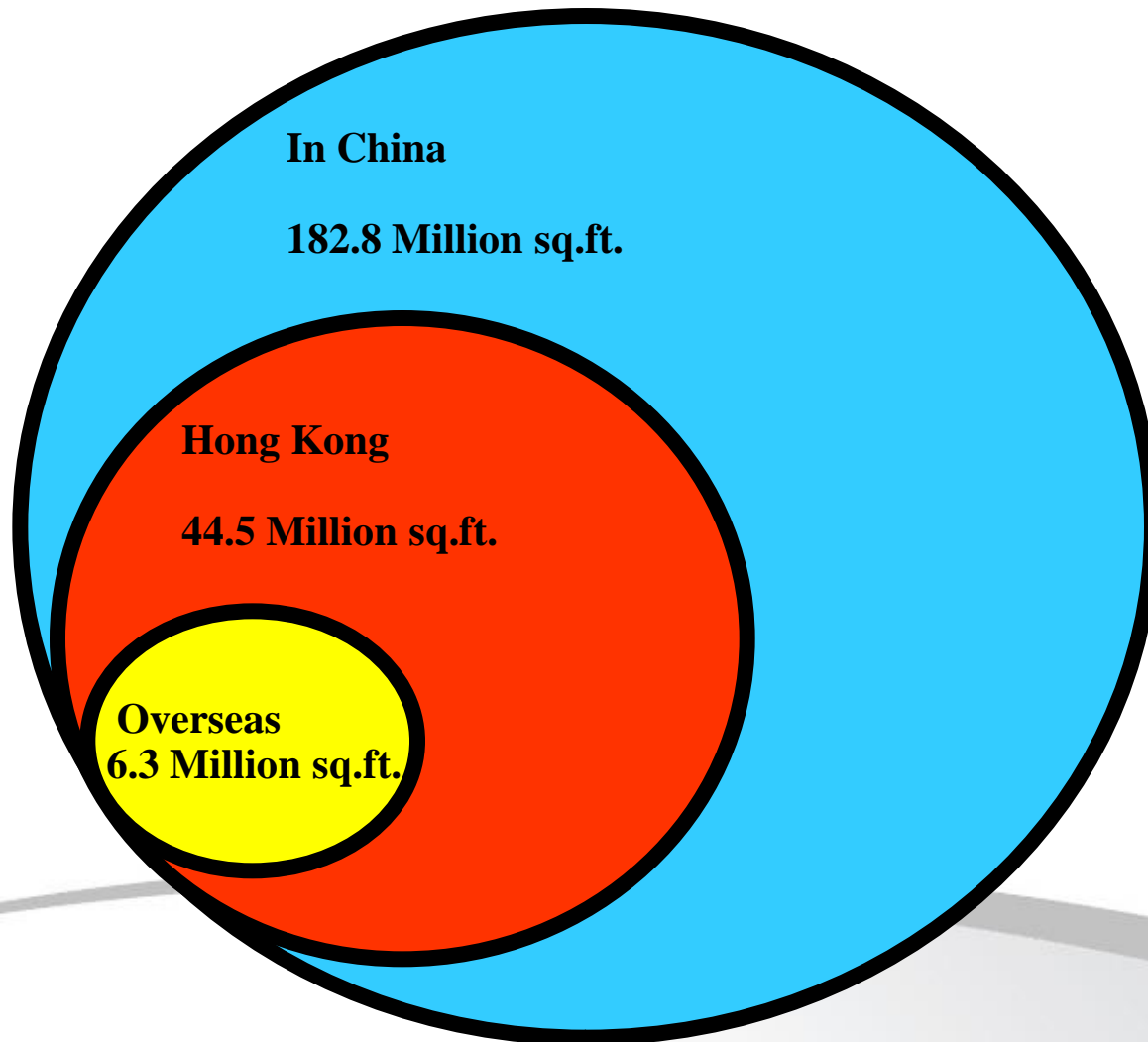
HK\$M

Several guarantee of JCE/Investee company loan drawn

1,168

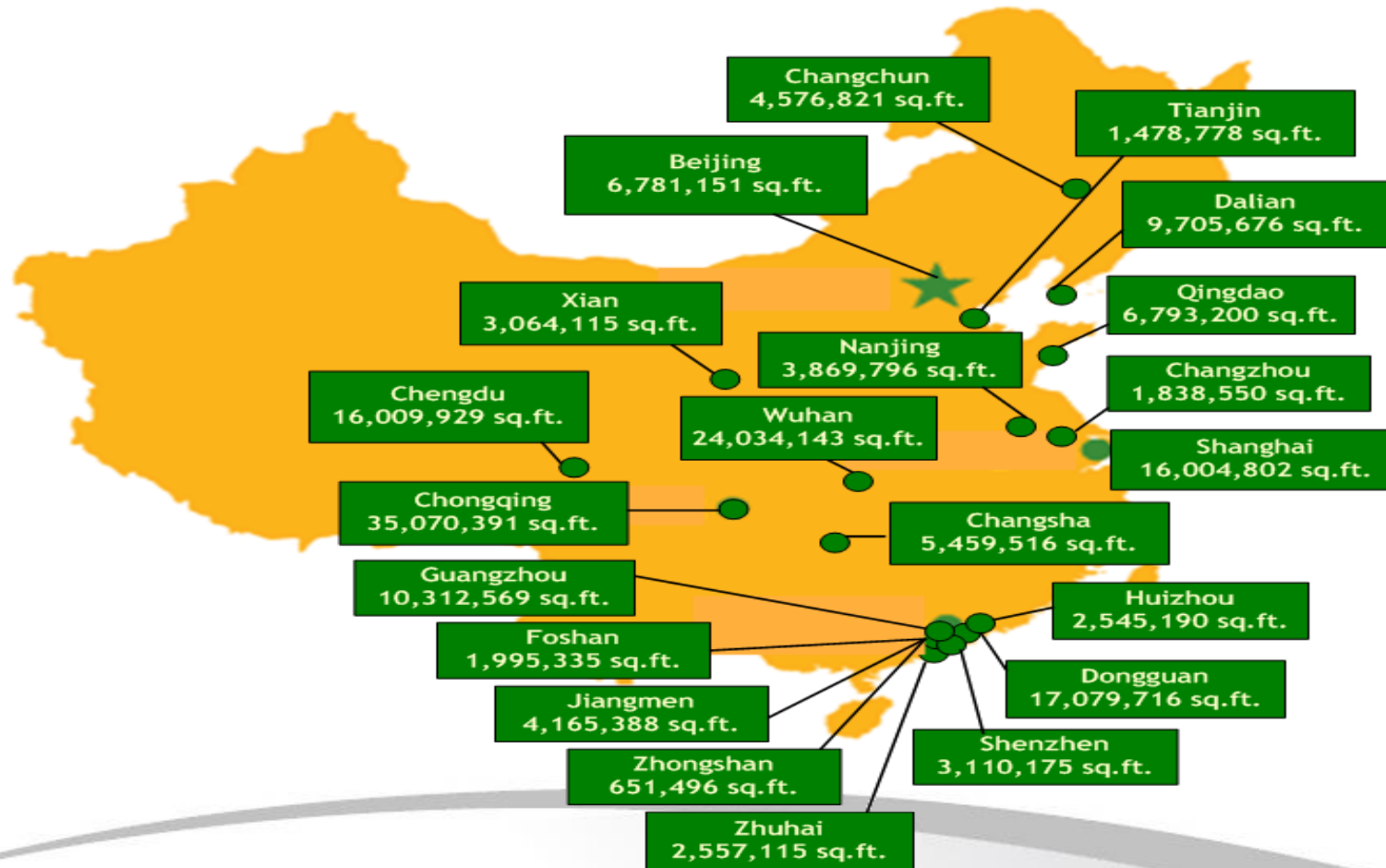
Landbank Summary

- As at Jun 30, 2013 CK Group currently has over 233.6 million square feet of high quality landbank around the globe

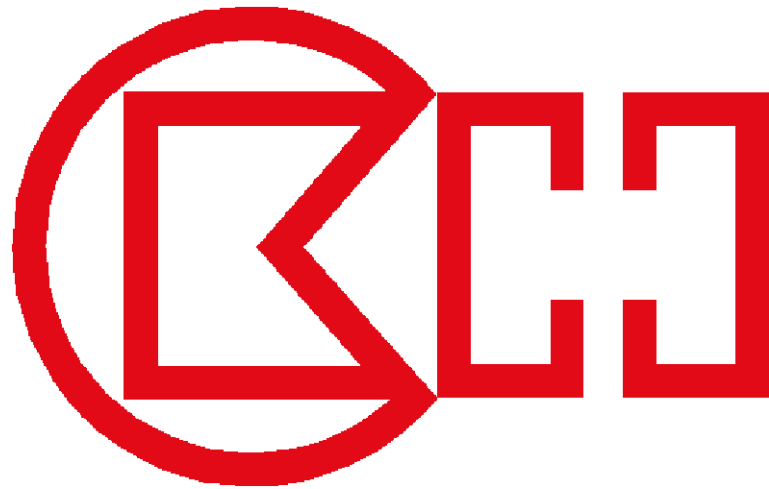


Landbank Summary - China

With 45 projects in 21 cities / regions, total landbank under development for the Cheung Kong Group has reached 177,103,852 sq.ft.



As at Jun 30, 2013



Thank You

